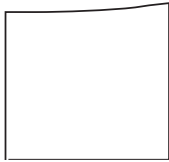
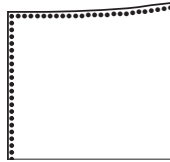


# LANCASTER

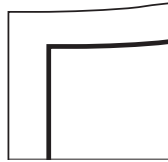
## STYLE 104



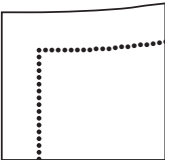
A • Boxed Edge



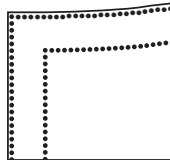
B • Boxed Edge with Nailhead Trim



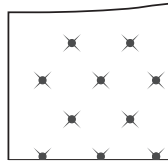
C • 4" Flat Roll Single Welt



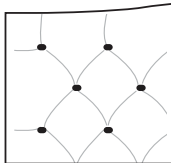
D • 4" Flat Roll Single Nailhead Trim




E • 4" Flat Roll Double Nailhead Trim



F • Mock Button Tufting



H • Diamond Button Tufting



<b>104 Headboard Only</b>		COM Solid Styles A-F
Twin	43"W x 56"H	4.5
Full	58"W x 58"H	5
Queen	64"W x 58"H	
King	80"W x 58"H	6
Cal King	76"W x 58"H	
<b>104 Standard Bed</b> 4"H Leg • 11"H Rails		COM Solid
Twin	45"W x 56"H x 86"D	10
Full	60"W x 58"H x 86"D	12
Queen	66"W x 58"H x 91"D	
King	82"W x 58"H x 91"D	13
Cal King	78"W x 58"H x 95"D	
<b>104 Platform Bed</b> 2"H Hidden Leg • 10"H Rails		COM Solid
Twin	39"W x 56"H x 81"D	10
Full	54"W x 58"H x 81"D	12
Queen	61"W x 58"H x 86"D	
King	77"W x 58"H x 86"D	13
Cal King	73"W x 58"H x 90"D	

Add 2 yards for Style H

Contact us for pattern repeat yardage requirements

LancasterCCU.com